

Municipalities and the ADA

Kathy Gips, Director of Training
New England ADA Center

A Project of the Institute for Human
Centered Design

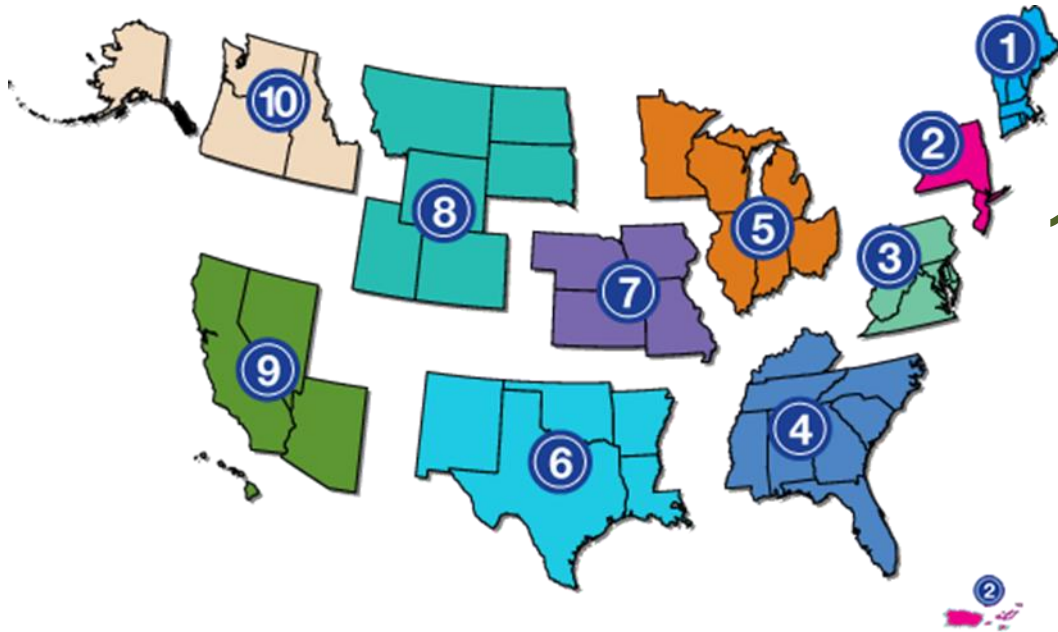
kgips@ihcd.org

800-949-4232 (New England only)

617-695-0085

New England ADA Center

member of



1-800-949-4232

Funded by
National Institute on Disability, Independent Living, and Rehabilitation Research (NIDILRR)

ADA Title II Action Guide for State and Local Governments

7 Steps to Implement the ADA

Step 1 - Start Implementation

Step 2 - Appoint an ADA Coordinator

Step 3 - Provide Public Notice

Step 4 - Adopt a Grievance Procedure

Step 5 - Conduct a Self-Evaluation

Step 6 - Develop a Transition Plan

Step 7 - Create an Action Plan

Self-Evaluation Forms

Sample Documents



Produced by
Institute for Human Centered Design

www.ADAActionGuide.org

A Project of Institute for Human Centered Design

An international design & education non-profit dedicated to enhancing the experiences of people of all ages and abilities through excellence in design



www.HumanCenteredDesign.org

Americans with Disabilities Act 1990

Provide a clear and comprehensive national mandate for the full inclusion of people with disabilities.



Program Accessibility

Each program, service and activity, “when viewed in its entirety” must be accessible to people with disabilities.

Program Access

..“when viewed in its entirety”..

When has a municipality provided program access?

Four elementary schools – are three accessible schools enough?

Six parks – are four accessible parks enough?

Programs

Things to Consider

- A program is an activity in which people can participate.
- The program is the reason a person visits an area.
- Includes both active programming that requires staff time and passive programming.

Program Access - Recreation Examples

- Swimming pools
- Play grounds
- Camping
- Trails
- Bird/nature lookout
- Gazebos
- Sports fields
- Golf
- Nature walks
- Viewing a monument
- Picnics, grilling
- Dog parks
- Fishing
- Skating rinks

Pre-ADA Facilities “Existing Facilities”

There is no grandfather!



Program Access - Examples




Program Access - Examples



Program Access - Examples



Program Access - Examples



Bleachers

Needs Improvement



Provide:

- Wheelchair spaces
- Accessible route

Program Access - Examples



Program Access - Examples



Program Access - Examples

Program Access - Examples



Program Access - Examples



Program Access



- Stable, firm and slip-resistant
- Does not have to be paved
- Running slope and cross slope requirements

Program Access - Examples



Program Access - Examples

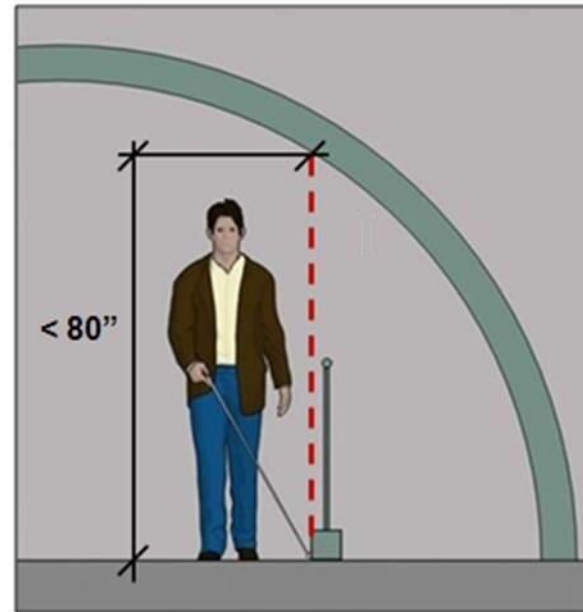
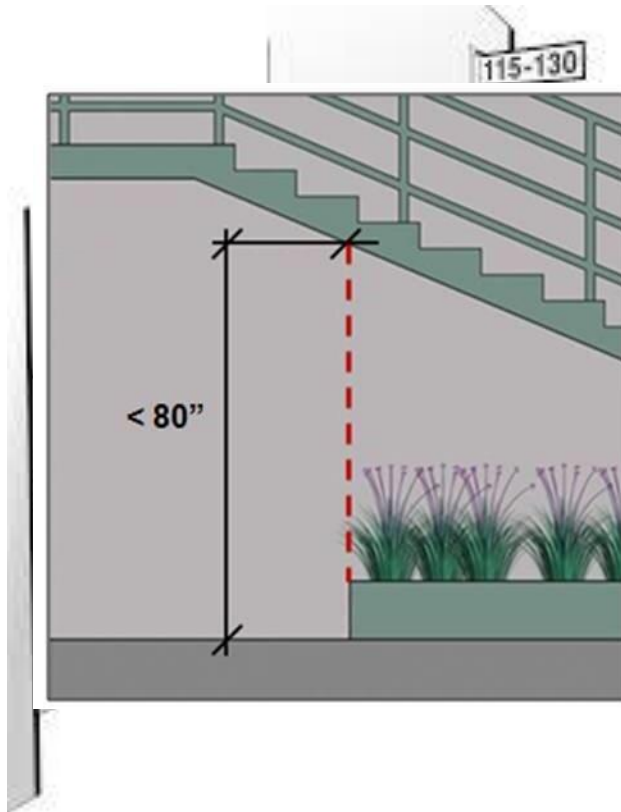
Program Access - Examples



Program Access - Examples



Program Access - Examples



Program Access - Examples



Program Access – Sensory



Program Access – Sensory



Perkins students explore the many features of the Watertown Riverfront Park and Braille Trail, including a wooden xylophone labeled with braille. Photo Credit: Anna Miller.

Self-Evaluation

Excerpt from ADA Title II regulations:

“A public entity shall...evaluate its current services, policies, and practices, and the effects thereof, that do not or may not meet the requirements of this part and, to the extent modification of any such services, policies, and practices is required, the public entity shall proceed to make the necessary modifications.”

Required of all public entities by July 25, 1993

How to Conduct the Self-Evaluation?

- Do it yourself or hire a company.
- Provide training for staff on the ADA.

How to Develop a Transition Plan

Public Participation

From the regulations:

- A public entity shall provide an opportunity to interested persons, including individuals with disabilities or organizations representing individuals with disabilities, to participate in the development of the transition plan by submitting comments.
- A copy of the transition plan shall be made available for public inspection.

Ways to Provide Opportunity to Participate

- Conduct a public survey to determine needs and set priorities.
- Hold public meetings to discuss the transition plan.
- Confer with local disability organizations.

Public Participation



ADA TRANSITION PLAN PUBLIC MEETING

Public Participation

Let's make Fife accessible for all

**FEEDBACK
NEEDED**



SEPT. 11, 2020

www.cityoffife.org/486/ADA-Transition-Plan-public-input

Pre-Survey

Identify places where programs, services and activities are offered.



Conduct a Survey

- Facilities
- Parking areas
- Outdoor areas
- Parks
- Every place where programs, services and activities occur



Program Accessibility Facility Review



An accessible route from site arrival points (parking, sidewalk) to all elements, toilet room, bathhouse

ADA Title II Transition Plan

If 50 or more employees, by July 26, 1992

1. Identify physical obstacles
2. Describe remediation
3. Develop a time schedule for completion
4. Indicate the official responsible

Recommend, not required: Update Transition Plan



Provide Information

Provide information concerning the existence and location of the public entity's accessible services, activities, and facilities.

Is this being done?

Where is the information?

Do staff know where it is?

Contact your ADA Center

www.adata.org

Contact me

Kathy Gips

617-695-0085

kgips@ihcdesign.org